




Asset management for the Niagara Community

Introducing **online tracking**
of your Niagara software
maintenance expirations

An asset management solution that doesn't require a spreadsheet

Niagara Community website now comes with a powerful asset manager tool that lets you manage all your installed Niagara licenses from one online location.



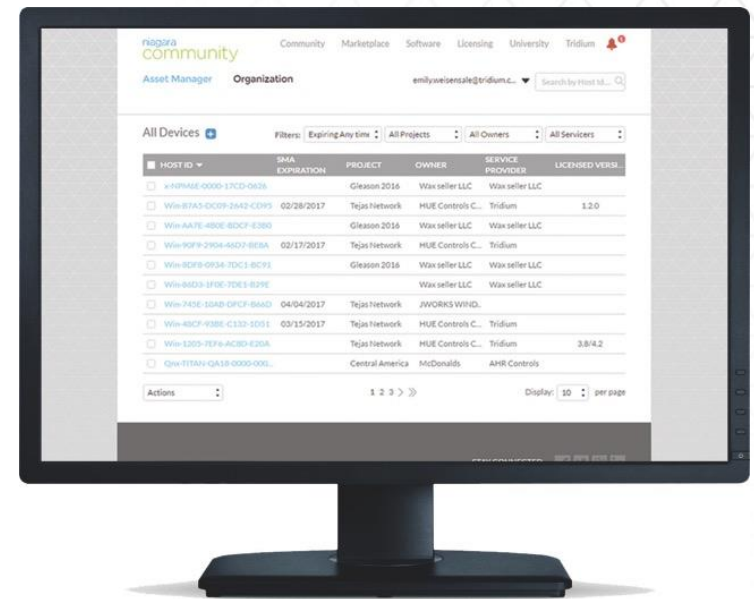
Key advantages

- Automatic push notifications of maintenance expirations and renewals
- Centralized, brand-agnostic view of all Niagara license information
- Easy access to specific device details through filters
- Single login using your Niagara Community credentials
- Access to device backups via Niagara Cloud Backup as a Service



How it works

1. Log in via Niagara Community
2. Sign up to use the asset manager tool through the Niagara Community website
3. Manage company users and permissions
4. Upload host IDs
5. Tag Service Provider and Owner
6. View and manage all registered assets at any time



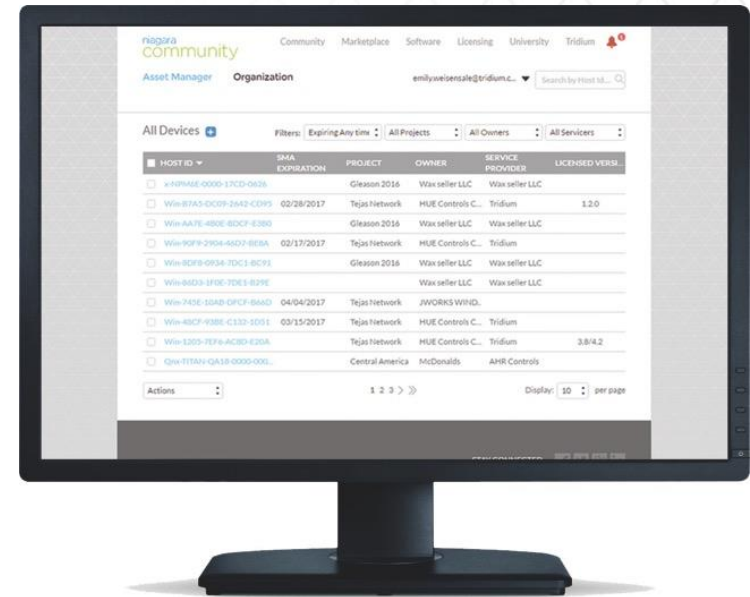
All your license data at your fingertips

Device data


- Brand
- Model
- Software maintenance expiration
- Licensed software version
- Software options

Customizable data

- Owning organization
- Service providing organization
- Project tag
- Address
- Installed software version
- Notes



Our asset manager tool simplifies every role for greater efficiency



End users

No more manual updates of spreadsheets containing install information



Systems integrators

Maintenance renewal information for all projects from one central location

Simplify license management
and recoup valuable time with
the Niagara asset manager
tool from Tridium

Thank you