

VYKON Integrated Analytics

PRODUCT DEFINITION

VYKON Integrated Analytics is a data analytics extension to the Niagara Framework® available on Niagara 4 Supervisors and JACE® 8000 controllers. It gives Niagara 4 and JACE 8000 users the ability to apply a variety of analytic algorithms and diagnostics to both historical and real-time data available in Niagara. Users have the ability to discover and mitigate previously unknown operational issues, which helps to maximize their investment in Niagara Framework-based products. Integrated Analytics 2.1 is compatible with Niagara 4 version 4.4 and 4.6.

JACE 8000 SERIES AND EDGE CONTROLLER ORDERING INFORMATION

Part number*	Description
NA-EC-N4-100	Niagara Analytics Framework (on Niagara 4) license for 100 analytic points for an Embedded Controller (JACE 8000)
NA-EC-N4-250	Niagara Analytics Framework (on Niagara 4) license for 250 analytic points for an Embedded Controller (JACE 8000)
NA-EC-N4-500	Niagara Analytics Framework (on Niagara 4) license for 500 analytic points for an Embedded Controller (JACE 8000)
NA-EC-N4-1000	Niagara Analytics Framework (on Niagara 4) license for 1,000 analytic points for an Embedded Controller (JACE 8000)
EDGE-10	Niagara Edge 10 field controller with 10 points of onboard IO, 1 RS-485 serial port, and 2 10/100 Ethernet ports. Supports 1 IO-R-34. Includes Niagara N4 and drivers for BACnet, Modbus and SNMP. Supports up to 3 devices or 50 points. Includes all software updates released for commercial use by Tridium for the life of N4, but not for any later versions.

NIAGARA 4 SUPERVISOR ORDERING INFORMATION

Part number*	Description
NA-S-N4-250	Niagara Analytics Framework (on Niagara 4) license for 250 analytic points for a Supervisor
NA-S-N4-1000	Niagara Analytics Framework (on Niagara 4) license for 1,000 analytic points for a Supervisor
NA-S-N4-2500	Niagara Analytics Framework (on Niagara 4) license for 2,500 analytic points for a Supervisor
NA-S-N4-10000	Niagara Analytics Framework (on Niagara 4) license for 10,000 analytic points for a Supervisor
NA-S-N4-50000	Niagara Analytics Framework (on Niagara 4) license for 50,000 analytic points for a Supervisor
NA-S-N4-100000	Niagara Analytics Framework (on Niagara 4) license for 100,000 analytic points for a Supervisor
NA-S-N4-UNL	Niagara Analytics Framework (on Niagara 4) license for Unlimited analytic points for a Supervisor
TRN-CRS-N4-ANALYT	Training Classroom Session Niagara 4 Analytics Instructor-Led Certification Training. Student must be Niagara 4 certified to attend.

*Niagara Analytics 2.1 licenses are conveniently and cost-effectively based on the number of analytical points and do not expire.

KEY ADVANTAGES

- One data model common to Niagara 4
- Ability to leverage Niagara 4 tagging and hierarchies
- Algorithm library with examples for BAS and energy
- Real-time data analysis and control on the onsite JACE controller
- Wiresheet programming using Niagara Workbench
- Extensive HTML5 user visualization
- Ad-Hoc energy reporting
- Uses Niagara histories instead of an external database
- Analytic alerts that provide actionable information

INCLUSION OF ANALYTIC POINTS AS A BASE

25 analytic points are included with every Supervisor and JACE 8000 license

10 analytical points are included with every Edge controller license

Niagara 4 includes a Software Maintenance Agreement (SMA) that covers all Niagara Analytics enhancements, adding to the value of the SMA when you invest in Niagara 4.

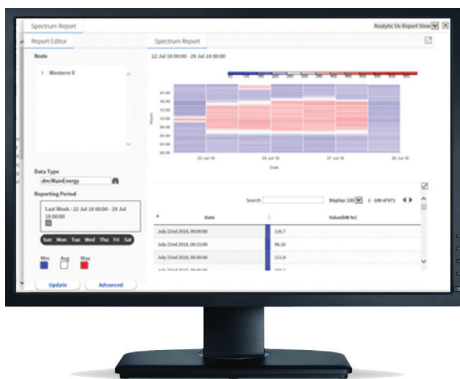
powered by

niagara
framework®

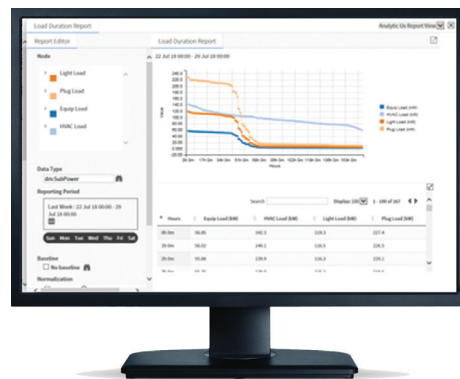
FEATURES

Component	Benefit
Wire sheet configuration	Use Niagara wire sheet programming to configure algorithms. Includes an extensive library of math, logic and filter components.
Algorithm library	Includes algorithms for diagnosing system performance and making energy calculations. Modify the included algorithms to build your own library.
Energy charts and reports	Includes 7 configurable energy reports and charts that allow the user to visualize how energy is being used and make informed decisions
Tag library	Uses Niagara tag libraries including Haystack tags
Alerts	Create actionable alerts that provide meaningful insights
Missing data strategy	Interpolate data that is missing due to equipment or communication issues
Dashboard widgets <ul style="list-style-type: none"> • Web chart • Web table 	Widgets to create HTML5 analytic dashboards and graphic pages that can be accessed via PC browser or mobile device
Public APIs	Create custom function blocks and integrate with third-party visualization packages

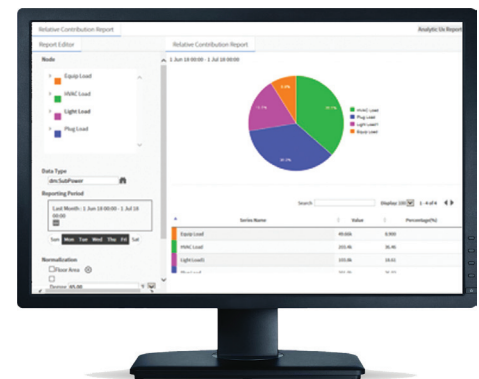
Spectrum Report



Load Duration Report



Relative Contribution Report



Discover and mitigate operational issues using VYKON Integrated Analytics algorithms

To learn more about how to purchase, install and start using VYKON Integrated Analytics, contact your VYKON partner. The global community of certified Niagara professionals can serve your unique business needs across any industry or geographic region.



vykon.com

© 2018 Tridium Inc. All rights reserved. All other trademarks and registered trademarks are properties of their respective owners.

Information and/or specifications published here are current as of the date of publication of this document. Tridium, Inc. reserves the right to change or modify specifications without prior notice. The latest product specifications can be found by contacting our corporate headquarters, Richmond, Virginia. Products or features contained herein may be covered by one or more U.S. or foreign patents. This document may be copied only as expressly authorized by Tridium in writing. It may not otherwise, in whole or in part, be copied, photocopied, reproduced, translated, or reduced to any electronic medium or machine-readable form.

2018-0009VK